

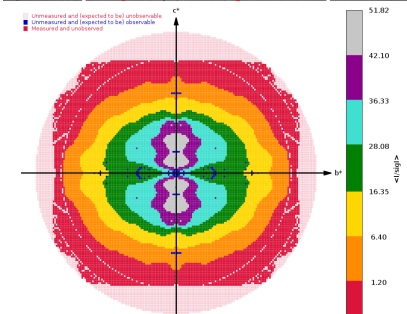
```

autoPROC 1.3.0 (20200318)
XDS VERSION Jan 31, 2020 BUILT=20200131
AIMLESS Version 0.7.4
STARANISO Version 2.3.33 (11-Apr-2020)
CCP4 Version 7.0.078
Host server8
User vonrhein (group = users)
Date Thu Apr 23 11:23:42 CEST 2020
autoPROC /home/software/xtal/GPhL/20200420
Nsp15_M4_G4_RNA_eg_data_#####.cbf (180 images,
90°)
    
```

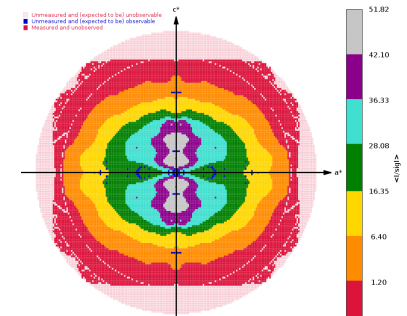
Anisotropic data analysis with STARANISO:

```

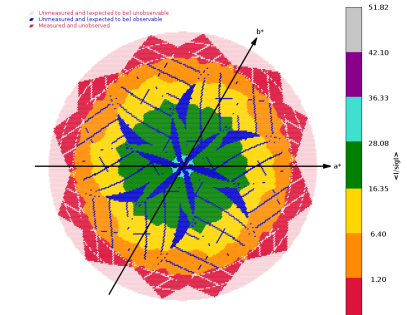
Spacegroup P63
Cell parameters 150.655 150.655 111.555
90.0 90.0 120.0
Wavelength [A] 0.97918
Diffraction limits [A] 1.752 1.752 2.104
Eigenvector-1 1.000 0.000 0.000
Eigenvector-2 0.000 1.000 0.000
Eigenvector-3 0.000 0.000 1.000
Direction-1 0.894 _a_* - 0.447 _b_*
Direction-2 _b_*
Direction-3 _c_*
    
```



STARANISO local <l/sig> H=0 plane



STARANISO local <l/sig> K=0 plane



STARANISO local <l/sig> L=0 plane

	Overall	Inner Shell	Outer Shell
Low resolution limit	45.103	45.103	1.859
High resolution limit	1.752	5.098	1.752
Rmerge (all I+ & I-)	0.073	0.036	0.579
Rmeas (all I+ & I-)	0.081	0.040	0.707
Rpim (all I+ & I-)	0.034	0.017	0.398
Total number of observations	557214	29665	17009
Total number unique	114261	5714	5714
Mean(I)/sd(I)	12.4	34.3	1.8
Completeness (spherical)	79.4	95.6	24.5
Completeness (ellipsoidal)	94.8	95.6	67.5
Multiplicity	4.9	5.2	3.0
CC(1/2)	0.998	0.999	0.651
Anomalous completeness (spherical)	71.4	89.7	17.5
Anomalous completeness (ellipsoidal)	85.6	89.7	49.5
Anomalous multiplicity	2.6	2.9	1.7
CC(ano)	-0.076	-0.146	-0.055
DANO /sd(DANO)	0.766	0.776	0.714

Final scaling/merging - anisotropic data analysis via STARANISO

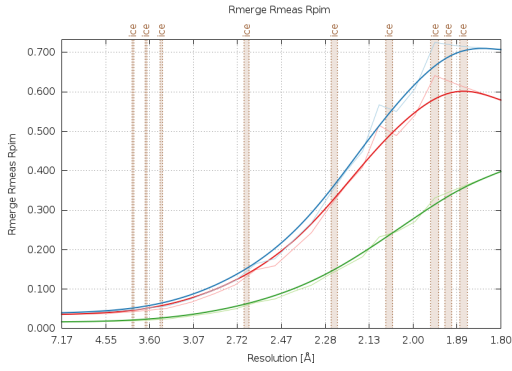


Fig.1 : R-values as a function of resolution (observations)

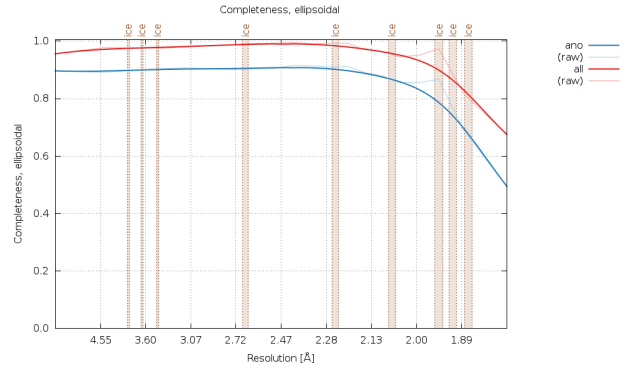


Fig.2 : Completeness (ellipsoidal) as a function of resolution (observations) - this is the relevant value here.

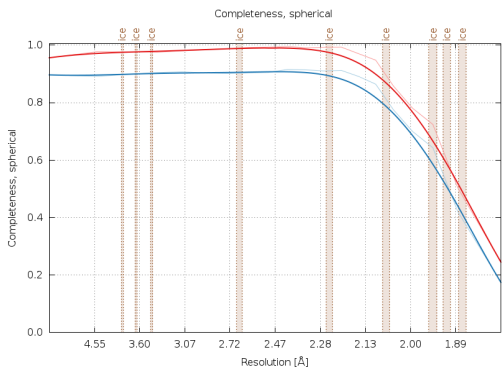


Fig.3 : Completeness (spherical) as a function of resolution (observations)

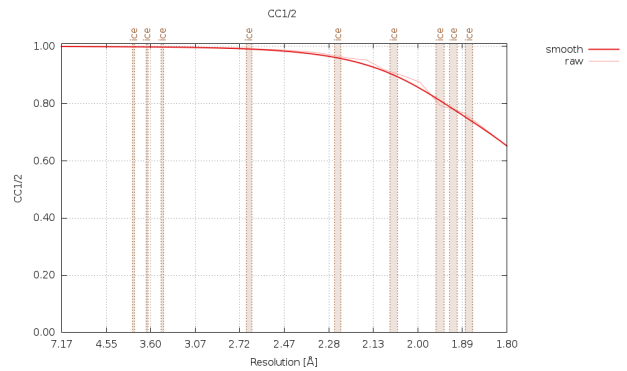


Fig.4 : CC1/2 as a function of resolution (observations)

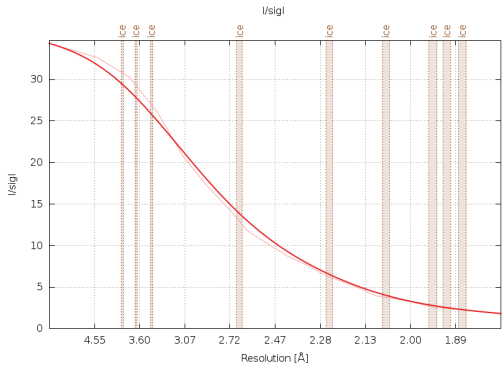


Fig.5 : I/sigI as a function of resolution (observations)

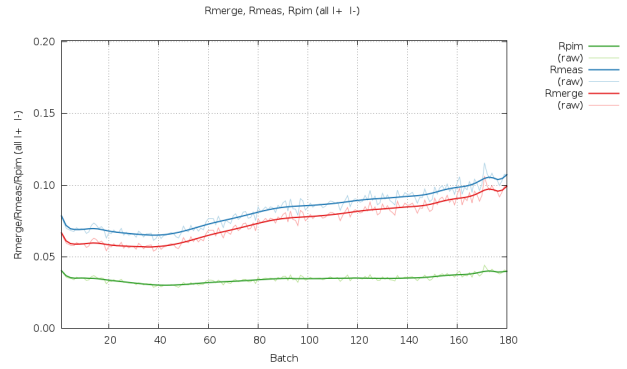


Fig.6 : R-values as a function of image number (observations)

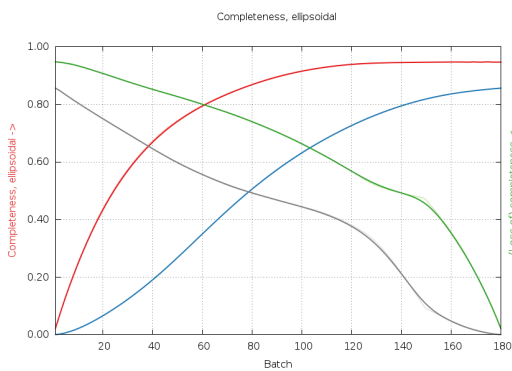


Fig.7 : Completeness (ellipsoidal) as a function of image number (observations) - this is the relevant value here.

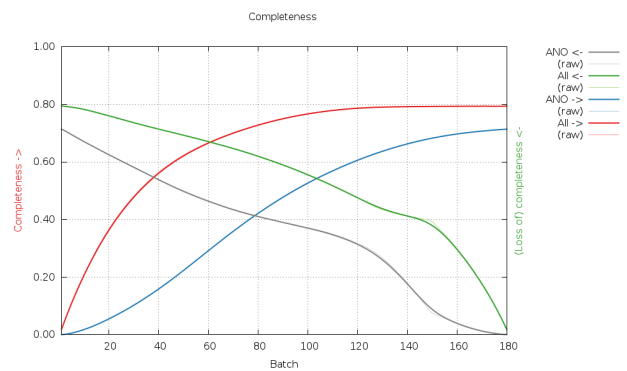


Fig.8 : Completeness (spherical) as a function of image number (observations)

Final scaling/merging - anisotropic data analysis via STARANISO

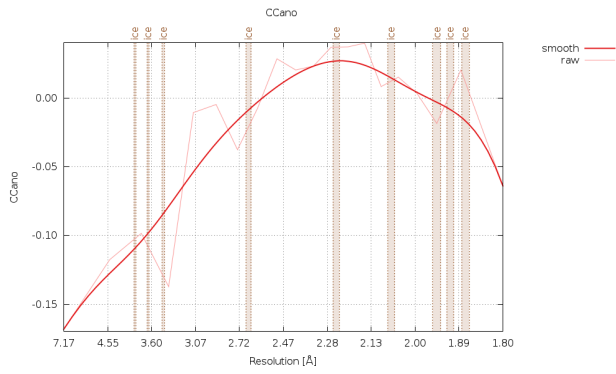


Fig.9 : CCano as a function of resolution (observations)

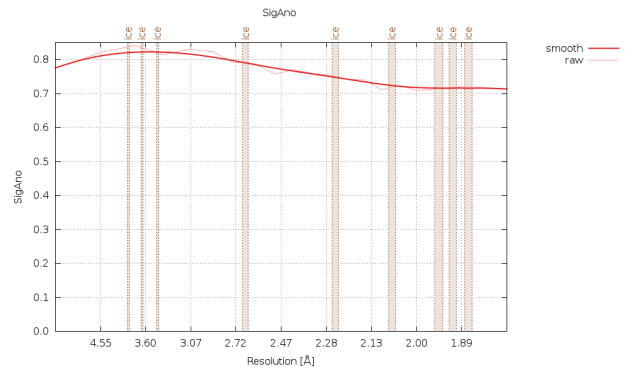


Fig.10 : SigAno as a function of resolution (observations)

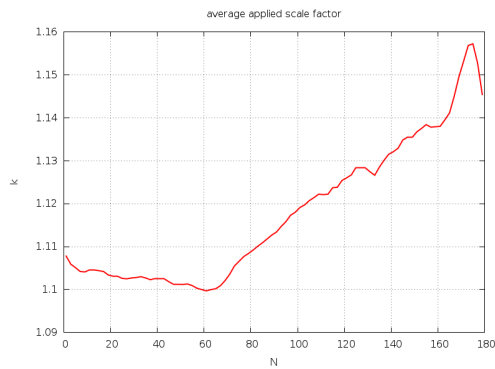


Fig.11 : Scale factor (isotropic AIMLESS scaling) as a function of image number (measurements)

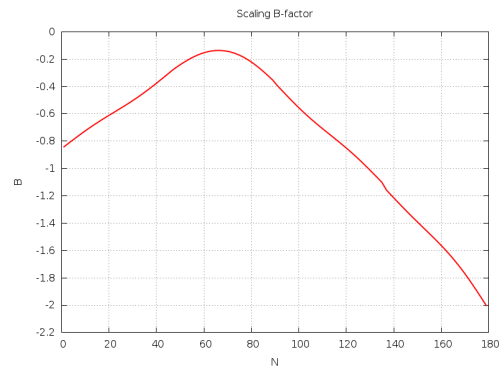


Fig.12 : Scaling B-factor (isotropic AIMLESS scaling) as a function of image number (measurements)

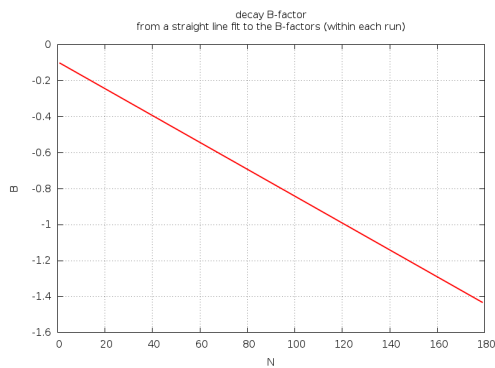


Fig.13 : Decay B-factor (isotropic AIMLESS scaling) as a function of image number (measurements)

Final scaling/merging - anisotropic data analysis via STARANISO (all measurements - for comparison only)

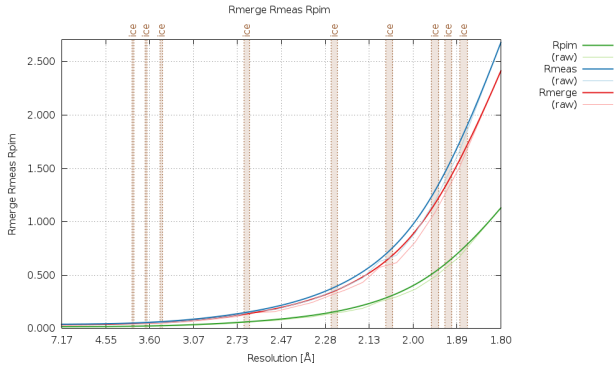


Fig.14 : R-values as a function of resolution (measurements)

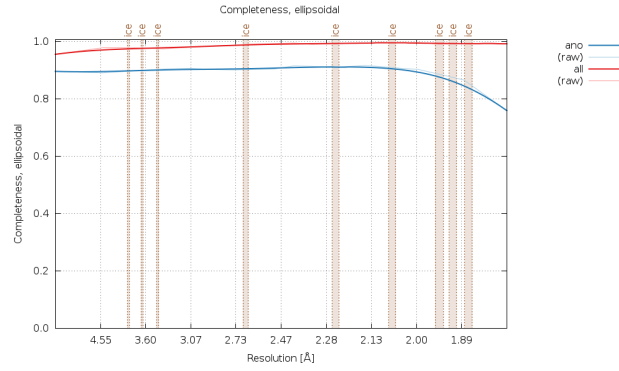


Fig.15 : Completeness (ellipsoidal) as a function of resolution (measurements)

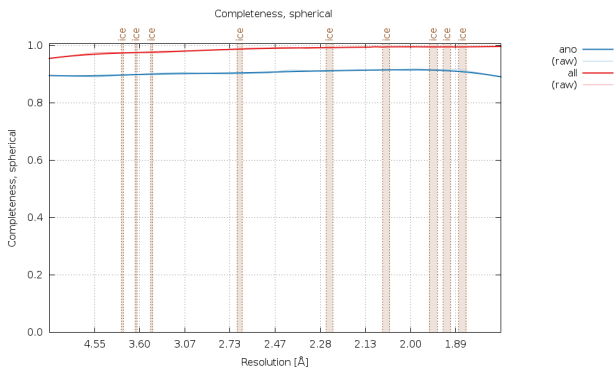


Fig.16 : Completeness (spherical) as a function of resolution (measurements)

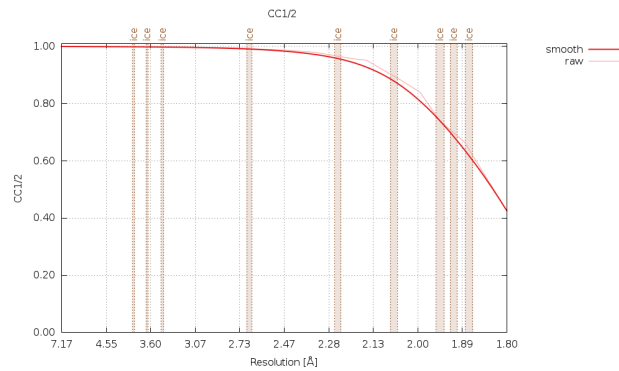


Fig.17 : CC1/2 as a function of resolution (measurements)

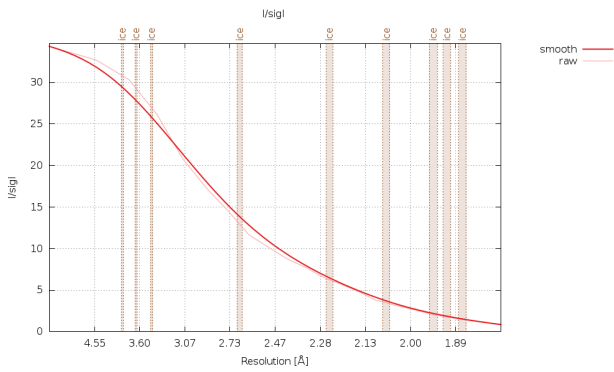


Fig.18 : I/sigI as a function of resolution (measurements)

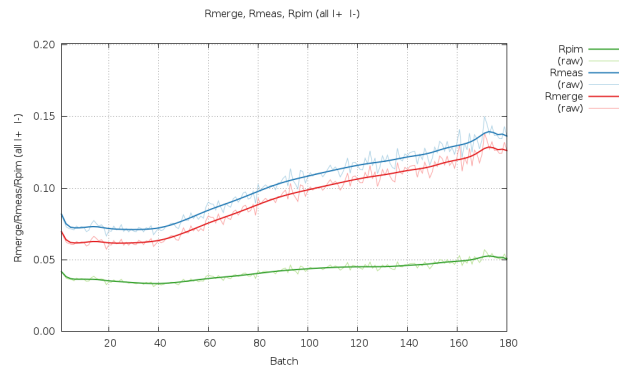


Fig.19 : R-values as a function of image number (measurements)

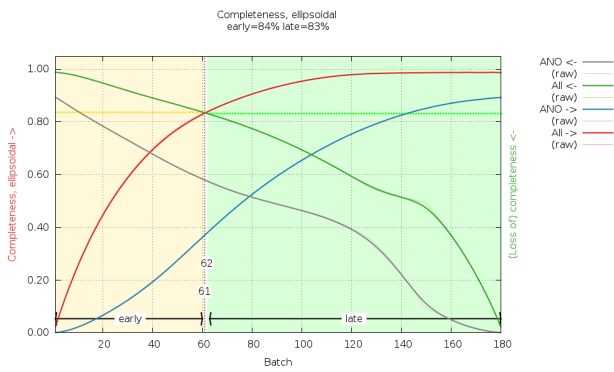


Fig.20 : Completeness (ellipsoidal) as a function of image number (measurements)

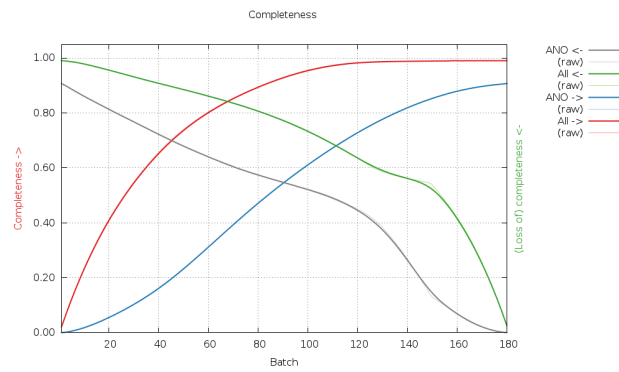


Fig.21 : Completeness (spherical) as a function of image number (measurements)

Final scaling/merging - anisotropic data analysis via STARANISO (all measurements - for comparison only)

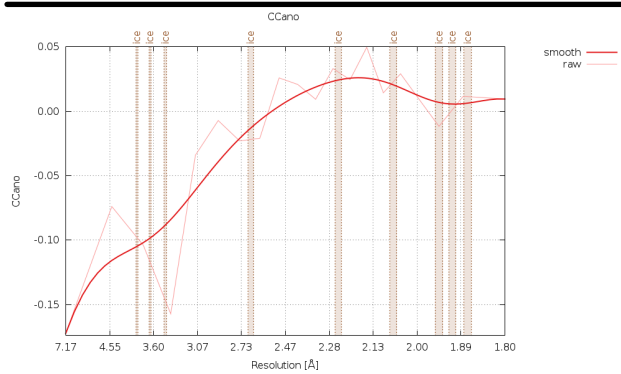


Fig.22 : CCano as a function of resolution (measurements)

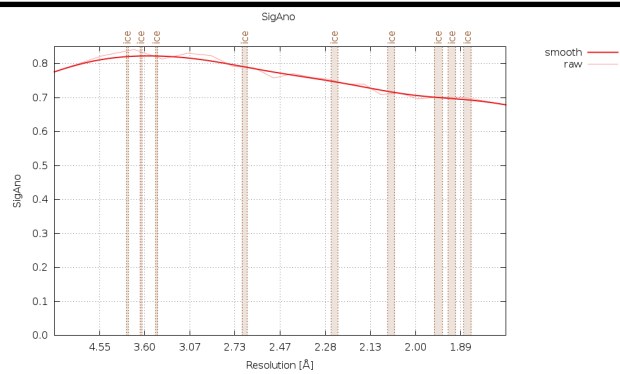


Fig.23 : SigAno as a function of resolution (measurements)

References

- autoPROC Vonrhein, C., Flensburg, C., Keller, P., Sharff, A., Smart, O., Paciorek, W., Womack, T. and Bricogne, G. (2011). Data processing and analysis with the autoPROC toolbox. *Acta Cryst.* D67, 293-302.
- XDS Kabsch, W. (2010). XDS. *Acta Cryst.* D66, 125-132.
- POINTLESS Evans, P.R. (2006). Scaling and assessment of data quality, *Acta Cryst.* D62, 72-82.
- AIMLESS Evans, P.R. and Murshudov, G.N. (2013). How good are my data and what is the resolution?, *Acta Cryst.* D69, 1204-1214.
- CCP4 Winn, M.D., Ballard, C.C., Cowtan, K.D. Dodson, E.J., Emsley, P., Evans, P.R., Keegan, R.M., Krissinel, E.B., Leslie, A.G.W., McCoy, A., McNicholas, S.J., Murshudov, G.N., Pannu, N.S., Potterton, E.A., Powell, H.R., Read, R.J., Vagin, A. and Wilson, K.S. (2011). Overview of the CCP4 suite and current developments, *Acta. Cryst.* D67, 235-242.
- STARANISO Tickle, I.J., Flensburg, C., Keller, P., Paciorek, W., Sharff, A., Vonrhein, C., and Bricogne, G. (2020). STARANISO. Cambridge, United Kingdom: Global Phasing Ltd.